


## Bathtub - Tara.

Deck-mounted tub mixer, with hand shower set for deck-mounted tub installation - polished

Article number: 27 512 892-00



- 8-5/8" Projection
- Hand shower set: Standard spray
- Spout: Round aerated stream
- Hand shower set with anti-scale technology
- Integrated diverter
- Total height 11-3/8"
- Height to aerator/spout outlet 5-3/8"
- Spout hole diameter 1-1/4"
- Valve hole diameter 1-1/4"
- Hole diameter for hand shower set 1-1/4"
- 2-1/8" diameter flange for spout
- Hand shower set with flange Ø 2"
- Valve with flange Ø 2-1/8"
- Metal shower hose 88-5/8" with anti-twist device
- Water flow rate limited to max. 6.2 gpm
- Handshower flow rate max. 1.8 gpm
- Fittings group in compliance with DIN 4109: 1
- Spout projections 10-1/4" or 11-7/8" on request through special production (x-TRA SERVICE).
- Internal backflow preventer.



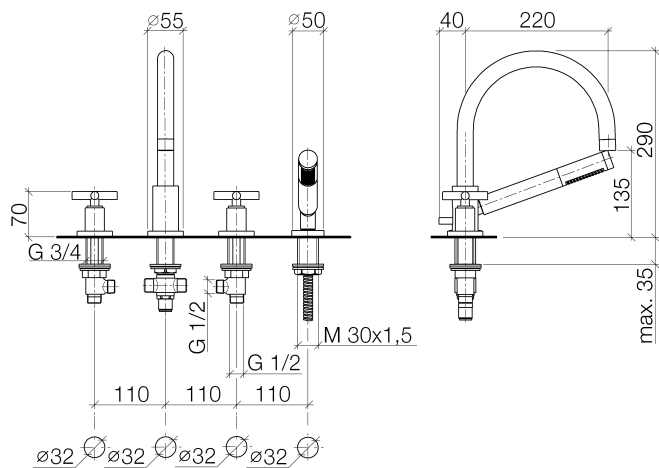
polished chrome

Bathtub - Tara.

Deck-mounted tub mixer, with hand shower set for deck-mounted tub installation - polished

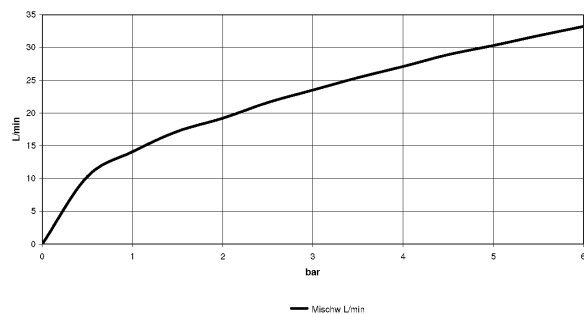
Article number: 27 512 892-00

## Dimensional drawing



All dimensions in mm / inch = mm x 0,0394

### Flow rate chart





Bathtub - Tara.  
Deck-mounted tub mixer, with hand shower set for deck-mounted tub installation - polished  
Article number: 27 512 892-00


Other surface finishes




platinum matte  
27 512 892-06




platinum  
27 512 892-08



Dark Brass matte  
27 512 892-16



Dark Bronze matte  
27 512 892-17



black matte  
27 512 892-33



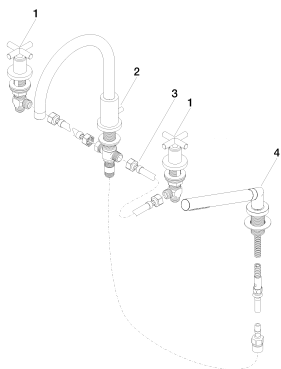
Cyprum  
27 512 892-49



Dark Platinum matte  
27 512 892-99

More custom finish options are available via special production (xTra Service). Please see our finish matrix for availability and pricing or contact a Dornbracht representative.

Spare parts list



Number	Item Number	Designation	Number of units